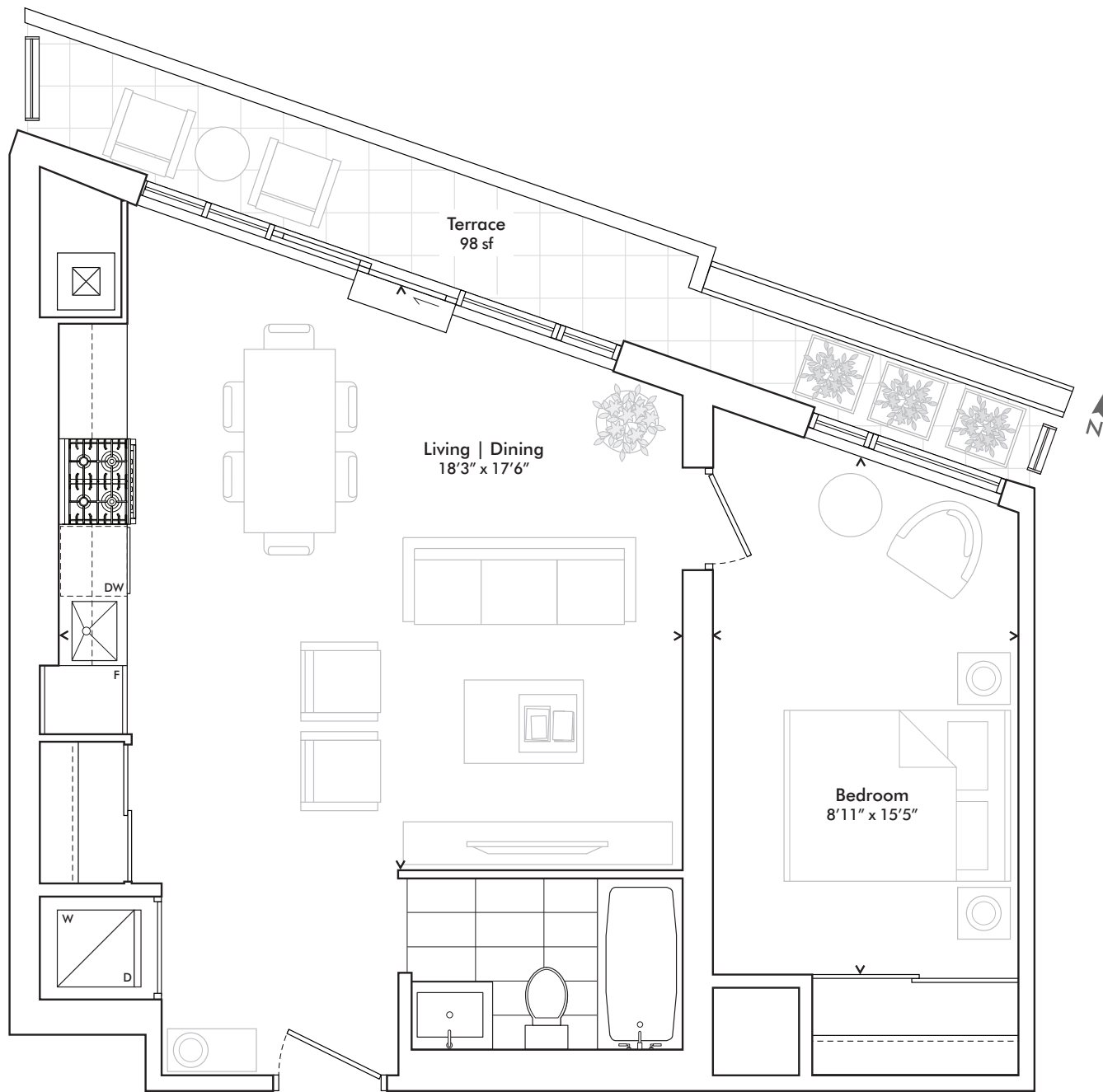


PENTHOUSE | PH 807


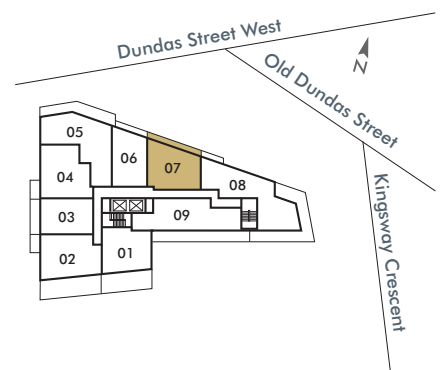
# One Bedroom

658 SF plus 98 SF TERRACE

TOTAL 756 SF



LEVEL 8



**KINGSWAY**  
CRESCENT

In order to comply with building site conditions and municipal, structural, vendor and/or architectural requirements, actual living areas may vary from floor area stated. Floor area has been measured and may vary in accordance with Bulletin #22 published by the Tarion Warranty Corporation. Purchasers acknowledge that the dwelling units with terraces may contain an interior step up for access to such terraces. Furnishings are for display purposes only. All sizes, dimensions and specifications are subject to change without notice. E.&O.E. Kingsway Crescent May 2020

 **harhay**developments